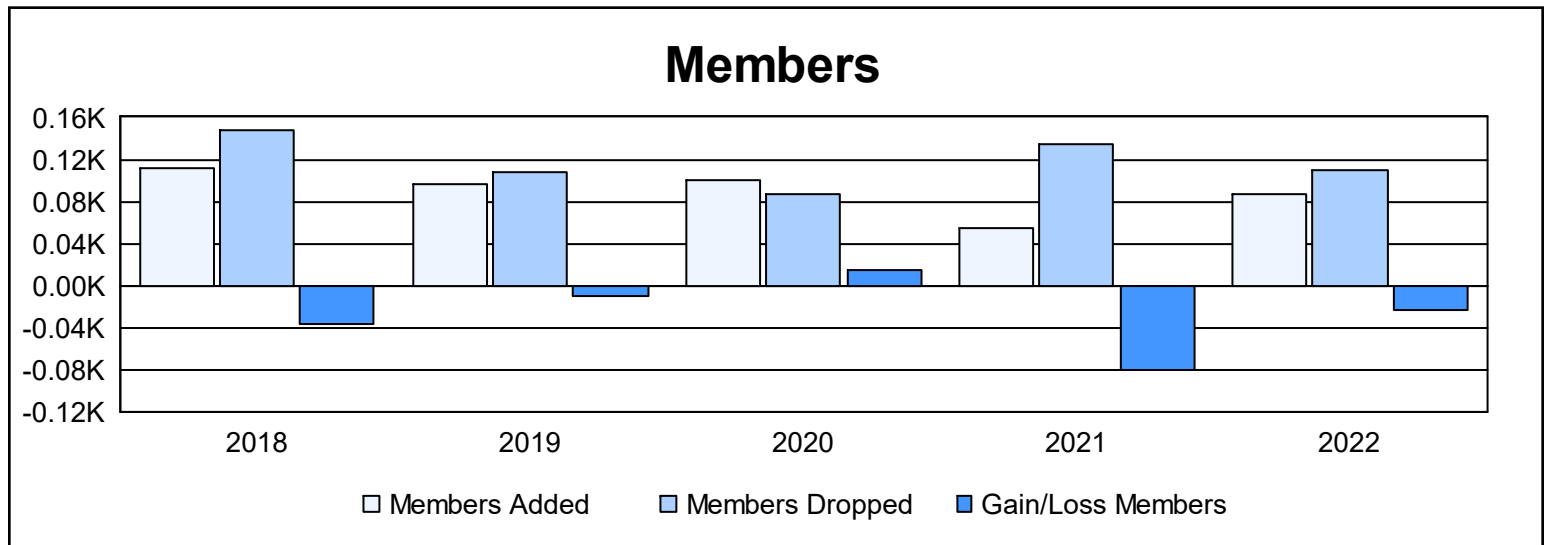
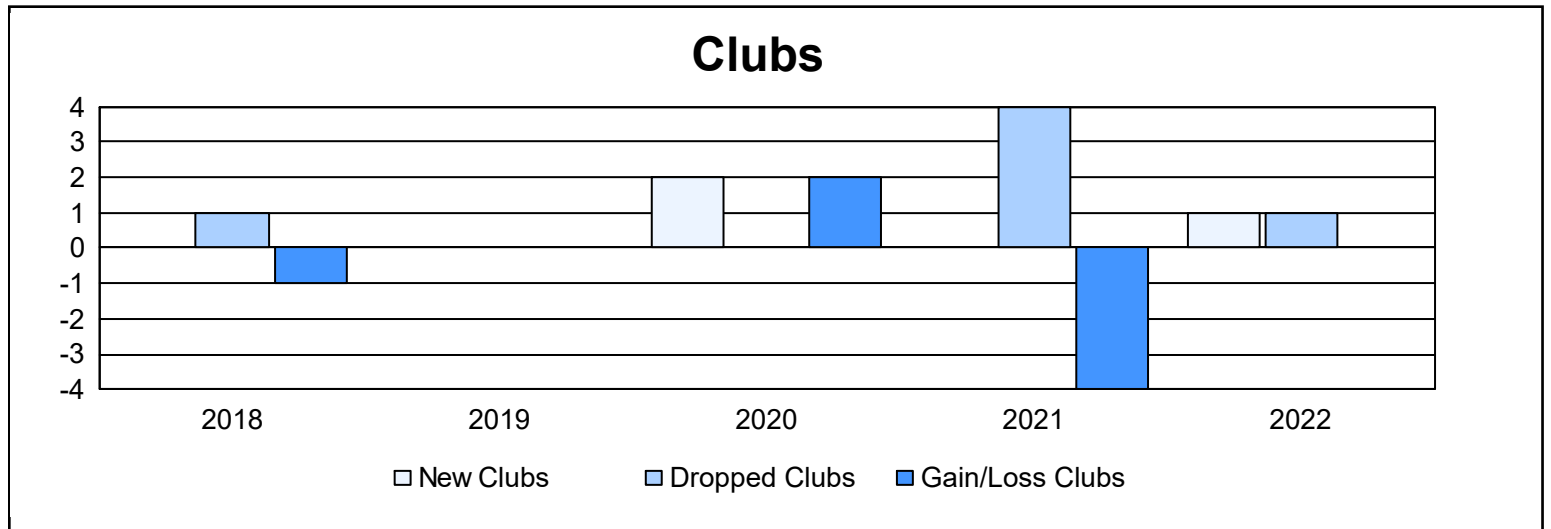
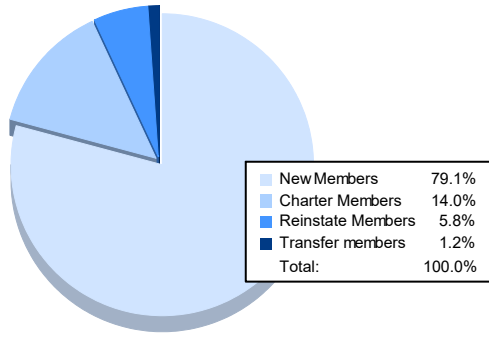


| Year | New Clubs | Dropped Clubs | Gain/ Loss Clubs | New Members | Charter Members | Reinstate Members | Transfer Members | Total Member Added | Total Members Dropped | Gain/ Loss Members |
|----------------|-----------|---------------|------------------|-------------|-----------------|-------------------|------------------|--------------------|-----------------------|--------------------|
| 2017-2018 | 0 | 1 | -1 | 92 | 0 | 6 | 13 | 111 | 147 | -36 |
| 2018-2019 | 0 | 0 | 0 | 92 | 0 | 0 | 5 | 97 | 107 | -10 |
| 2019-2020 | 2 | 0 | 2 | 55 | 43 | 1 | 2 | 101 | 86 | 15 |
| 2020-2021 | 0 | 4 | -4 | 50 | 1 | 1 | 2 | 54 | 135 | -81 |
| 2021-2022 | 1 | 1 | 0 | 68 | 12 | 5 | 1 | 86 | 109 | -23 |
| Average | 1 | 1 | -1 | 71 | 11 | 3 | 5 | 90 | 117 | -27 |



Membership Composition June 2022 Cumulative



Gender Composition June 2022 Cumulative

